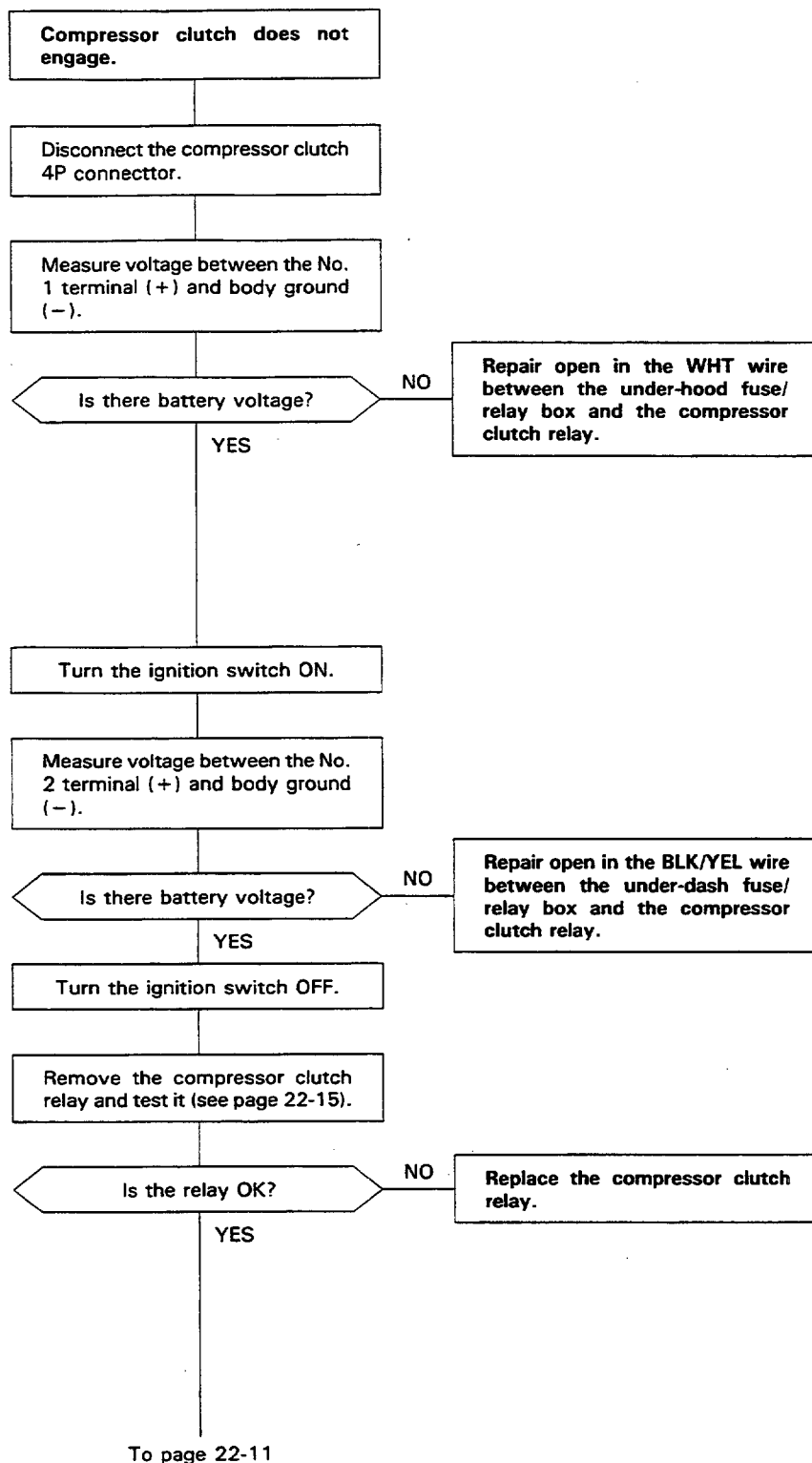


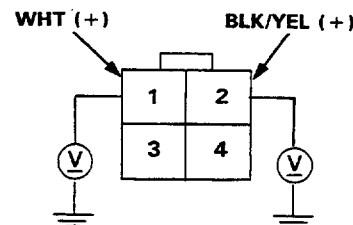
Troubleshooting

Compressor

NOTE: First, check for refrigerant pressure.



COMPRESSOR CLUTCH RELAY 4P CONNECTOR



WIRE SIDE OF FEMALE TERMINALS



From page 22-10

Disconnect the compressor clutch 1P connector.

Check for continuity between the No. 3 terminal of the compressor clutch relay 4P connector and compressor clutch connector.

Is there continuity?

NO

Repair open in the RED wire between the compressor clutch relay and compressor clutch.

YES

Test the compressor clutch coil (see page 22-29).

Is the compressor clutch coil?

NO

Replace the compressor clutch coil.

YES

Reconnect the compressor clutch relay 4P connector.

Disconnect the A/C pressure switch 2P connector.

Turn the ignition switch, A/C switch, and heater fan switch ON.

Connect the No. 1 and No. 2 terminals with a jumper wire.

Does the compressor clutch engage?

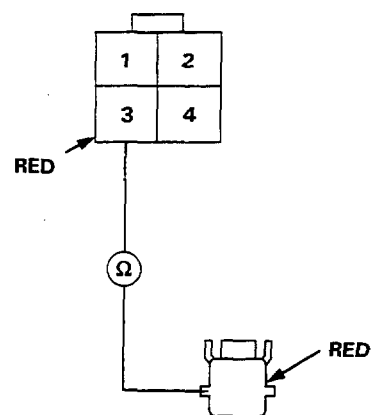
YES

Replace the A/C pressure switch.

NO

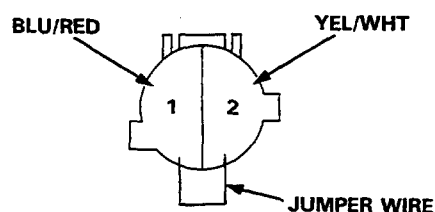
To page 22-12

COMPRESSOR CLUTCH 4P CONNECTOR
WIRE SIDE OF FEMALE TERMINALS



COMPRESSOR CLUTCH CONNECTOR

PRESSURE SWITCH 2P CONNECTOR



WIRE SIDE OF FEMALE TERMINALS

(cont'd)

Troubleshooting

Compressor (cont'd)

From page 22-11

Connect the No. 2 terminal to body ground with a jumper wire.

Does the compressor clutch engage?

YES

Repair open in the YEL/WHT wire between the A/C thermostat and A/C pressure switch.

NO

Turn the ignition switch, A/C switch, and heater fan switch OFF.

Reconnect the A/C pressure switch 2P connector.

Connect the test harness "A" and "B" connectors to the wire harness only, not the ECM (see section 11).

Turn the ignition switch ON and the A/C switch OFF.

Measure voltage between the A15 terminal (+) and body ground (-).

Is there battery voltage?

NO

Repair open in the BLK/RED wire between the compressor clutch relay and ECM.

YES

Measure voltage between the B5 terminal (+) and body ground (-).

Is there battery voltage?

NO

Repair open in the BLU/RED wire between the A/C pressure switch and ECM.

YES

Substitute a known-good ECM and recheck. If symptom/indication goes away, replace the original ECM.

